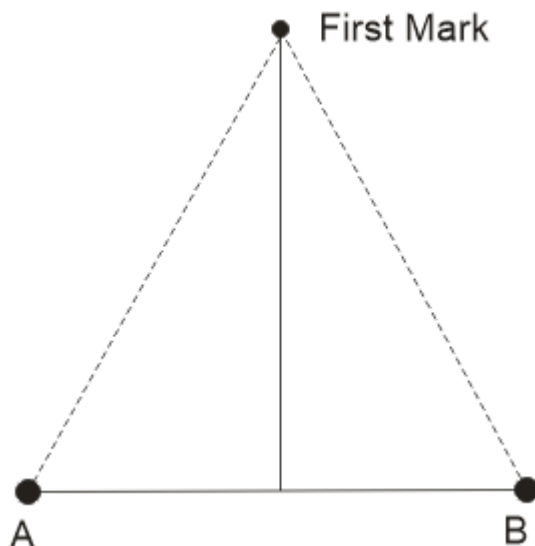


Start well, finish well.

More hints and tips from the race hut on starting.

The best way to enhance your first leg is to get away with the lead boats, better yet in the lead. Being first over the line is not the only strategy tip. You do need to be on the best part of the line to maintain your advantage.

Generally, the Race Officer will try to position the line at right angles to the wind and each end of the line the same distance from the first mark.

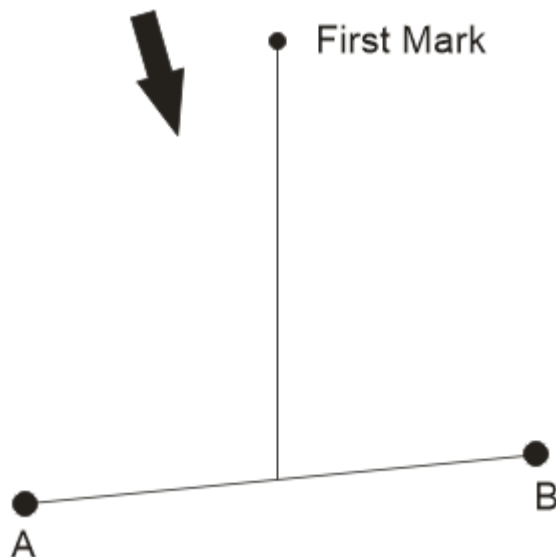


A boat starting from either **A** or **B** has the same distance to sail. If the first mark is displaced left or right then **A** or **B** will become a better place to start.

The first use of the term *favoured end* comes into play.

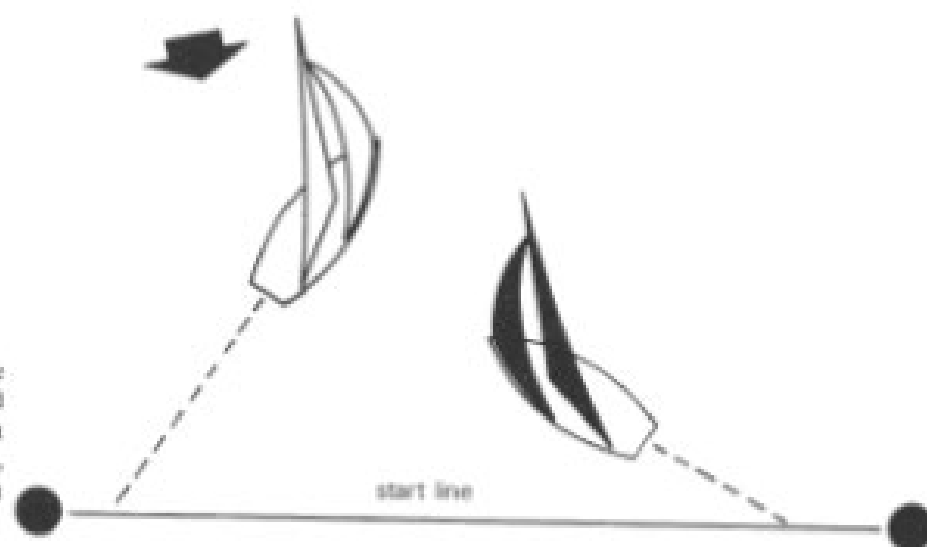
This rarely happens at Aylesbury.

If we add in the effect of wind direction:-



Even though the distance from **A** to the mark is more than that from **B**, a boat starting from **A** pointing up, will cross in front of a boat starting from **B**. See the following diagram and text borrowed from one of my books.

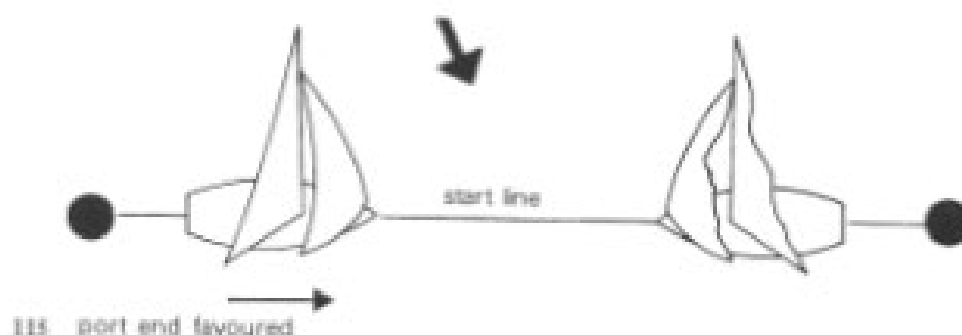
114 The port end of the start line is favoured because white, starting at the port end, crosses black, starting simultaneously at the starboard end.



Windward starts

On a windward start the favoured end is the one from which a boat sailing close-hauled would cross ahead of a boat starting at the same time from the other end (114). The white boat starts at the favoured end, but how did her helmsman know which end that was beforehand? Some people recommend looking at flags on the committee boat or throwing the boat head to wind to compare the wind direction with the angle of the starting line.

But the best way to find out which end is favoured is to sail exactly along the line with the jib sheets released and the mainsail right out, sailing first in one direction and then in the other. One way you'll sail forwards, the other you won't. The right end is the one you sail away from (115).



One of the advantages with this method is that when the wind is swinging around before the start, favouring first one end and then the other, it is possible to reach slowly backwards and forwards near the middle of the line and then make a dash for the end which is favoured in the final minute before the gun.

There are various ways to assess the bias of the line with respect to the wind.

You can point directly into wind such that your sail(s) flaps and see how the line lies.

See how the wave fronts caused by the wind intersect the line.

You can sail from **A** to **B**, and then back. You will see which direction that you can let out your sails most and this direction is the one that you will be able to point up most on starting. The favoured end is the one behind you.

There are a few pointers to bear in mind as you jockey for position running up to the start.

- Anyone to leeward and on the same tack is in the right, almost whatever he does --- and it doesn't matter if he is overtaking you. When he is to leeward keep out of his way.
- Port gives way to Starboard, whatever point of sailing.
- Before tacking or gybing make sure that the manoeuvre will not force anyone to alter course.
- Never ask for water on a starting mark when starting close hauled. You are only entitled to water **after** the starting signal. **After** the starting signal shout loudly for water.
- Do avoid collisions but do try to find out afterwards whose fault any near miss would have been if the boats had collided.

The *favoured end* of the line is created by changes of the angle of the line to the mark and to the wind.

Having assessed your favoured end, look further down the first leg. Is there an area of wind shadow best avoided? Do you know of any bends in the wind direction between the start line and the mark that could enhance the favoured end, or indeed negate its advantage?

These points may make you decide to favour one side of the course.

Here's a You Tube video link on starting that introduces the concept of the starting box. Delivered in Australian twang but valid, nonetheless.

NS14 Racing Tip 01 - Basics of Starting

<https://www.youtube.com/watch?v=wSI04F4Z454>